

Windows 11 Autologin

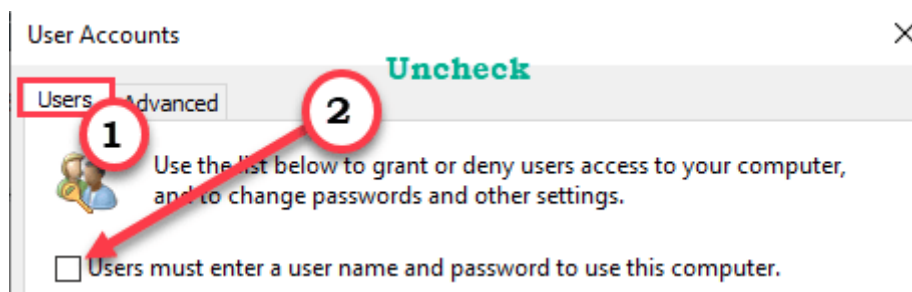
Windows Anmeldung Windowsanmeldung Benutzername

NETPLWIZ

WIN+R und

netplwiz

Haken entfernen:

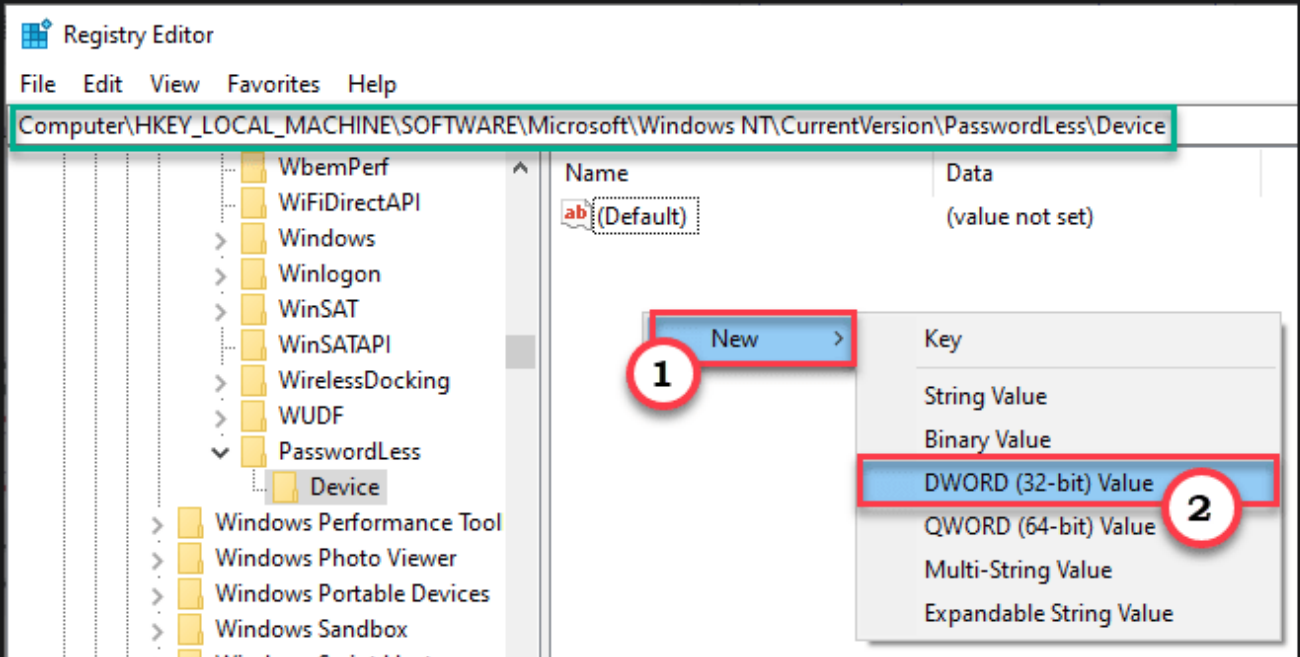


Falls die Checkbox und Text nicht vorhanden sind, vorher eine Änderung in der Registry vornehmen:

Regediteintrag

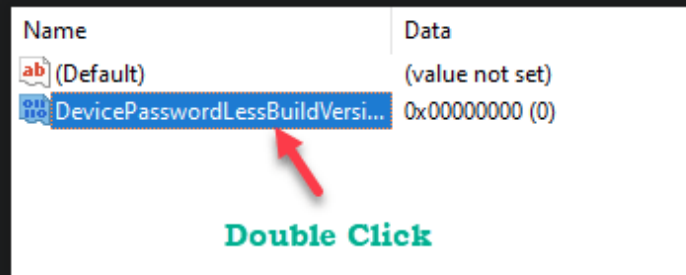
Computer\HKEY_LOCAL_MACHINE\SOFTWARE\Microsoft\Windows NT\CurrentVersion>PasswordLess\Device

auf 0 setzen (vorher evtl 2)



5. Name the key as "DevicePasswordLessBuildVersion".

6. After that, **double-click** on the key to modify it.



7. Set the value of the key as "0".

8. Click on "OK".

Revision #2

Created 2023-07-31 13:58:18 UTC

Updated 2023-08-15 07:32:29 UTC